

TradeWind DISTRIBUTION



FINESTRA

TW15-PVC WINDOWS AND DOORS
LIFT AND SLIDE DOORS

JOB: TW15

VERT SECTION @ HEAD

SCALE: FULL

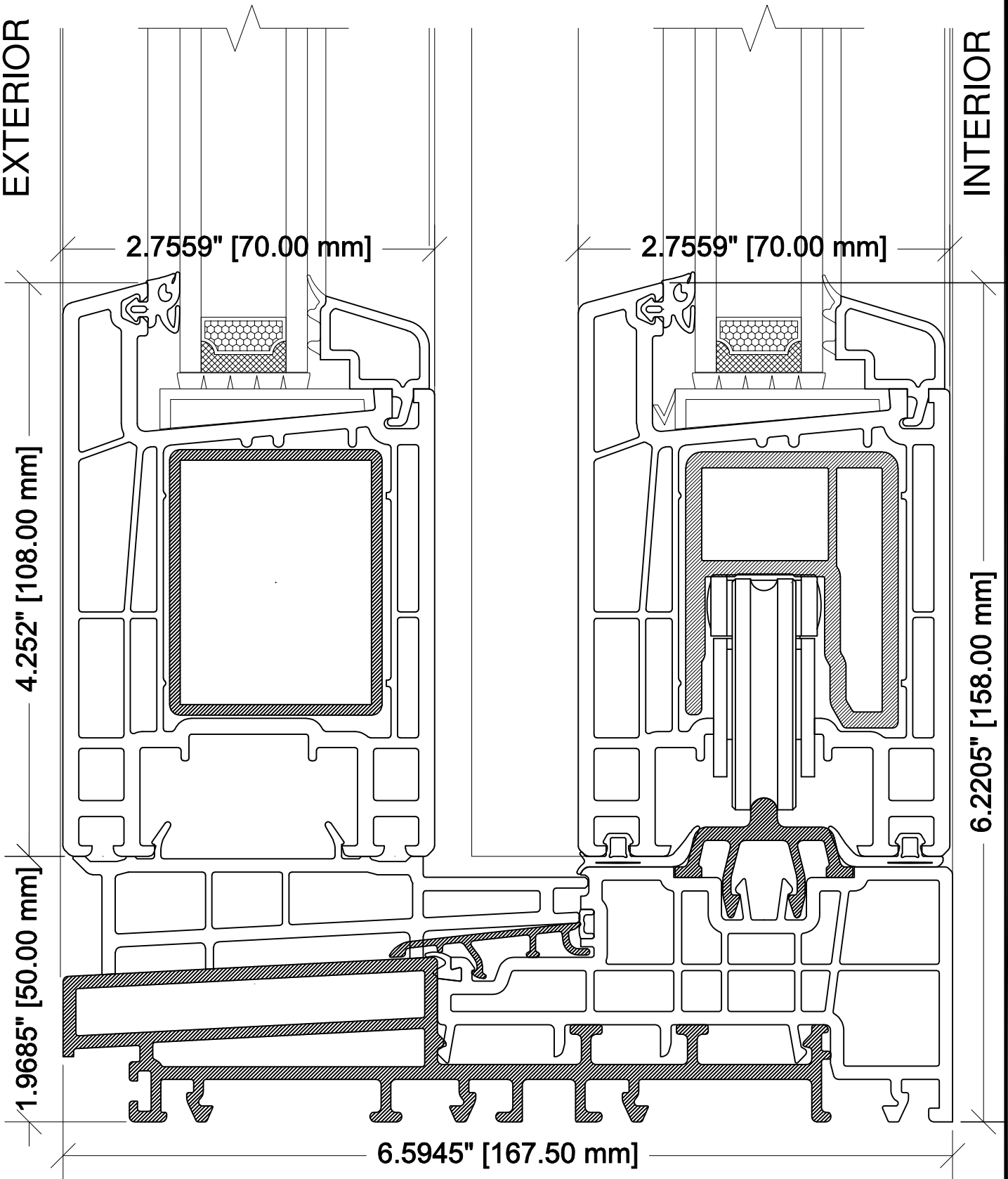
DATE: 10/21/2010

DWG BY: PS

DWG: 1

EXTERIOR

INTERIOR



TradeWind DISTRIBUTION



TW15-PVC WINDOWS AND DOORS
LIFT AND SLIDE DOORS

JOB: TW15

VERT SECTION @ SILL

DWG: 2

SCALE: FULL

DATE: 10/21/2010

DWG BY: PS

INTERIOR

7.4015" [188.00 mm]

6.6142" [168.00 mm]

2.7559" [70.00 mm]

2.5591" [65.00 mm]

4.252" [108.00 mm]

EXTERIOR

.5905" [15.00 mm]

TradeWind DISTRIBUTION



TW15-PVC WINDOWS AND DOORS
LIFT AND SLIDE DOORS

JOB: TW15

PLAN SECTION @ JAMB

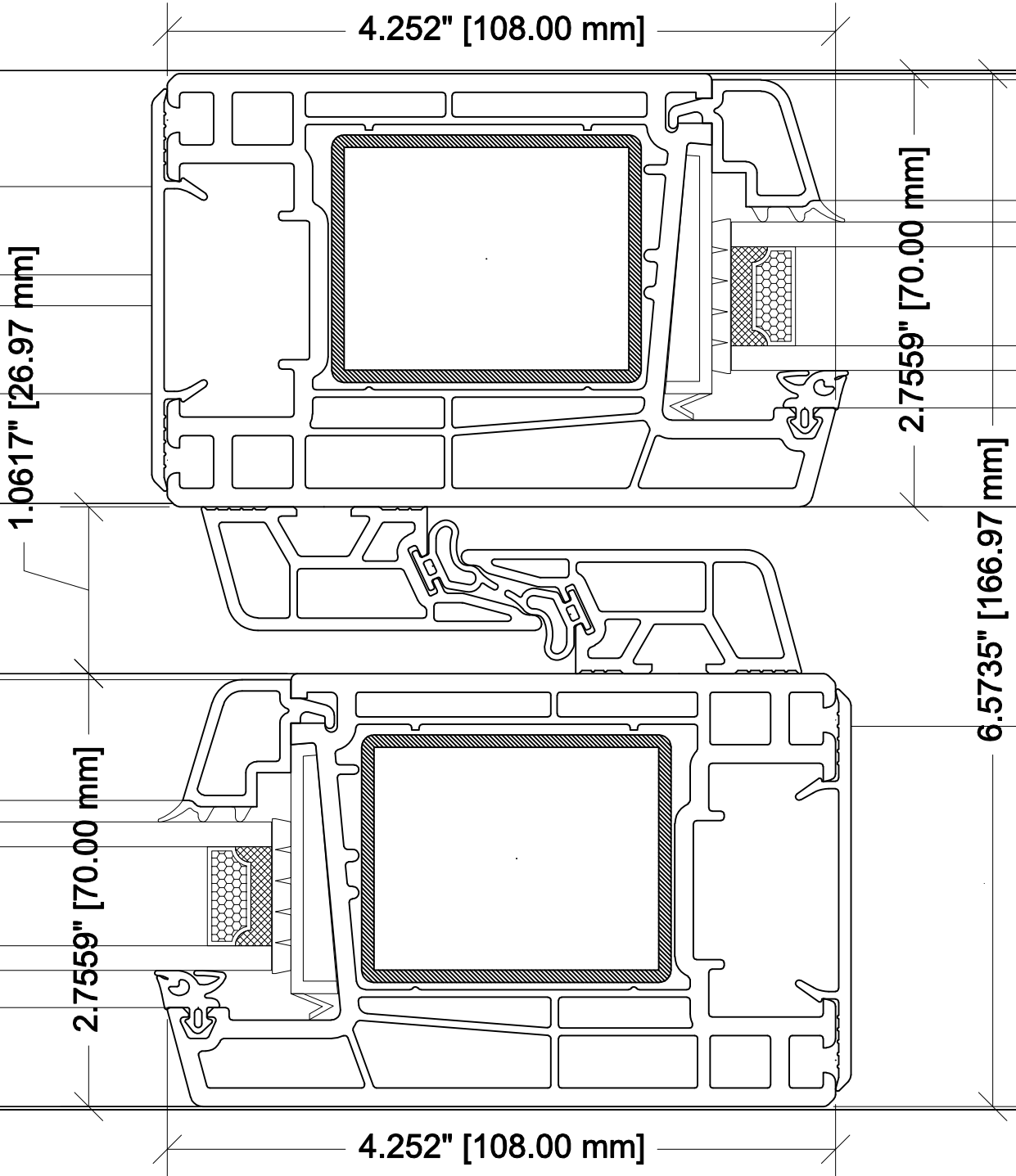
SCALE: FULL

DATE: 10/21/2010

DWG BY: PS

DWG: 3

INTERIOR



EXTERIOR

TradeWind DISTRIBUTION



TW15-PVC WINDOWS AND DOORS
LIFT AND SLIDE DOORS

JOB: TW15

PLAN SECTION @ MEETING STILES

DWG: 4

SCALE: FULL

DATE: 10/21/2010

DWG BY: PS

INTERIOR

4.252" [108.00 mm]

.5905" [15.00 mm]

2.5591" [65.00 mm]

2.7558" [70.00 mm]

6.6142" [168.00 mm]

7.4015" [188.00 mm]

EXTERIOR

TradeWind DISTRIBUTION



TW15-PVC WINDOWS AND DOORS
LIFT AND SLIDE DOORS

JOB: TW15

PLAN SECTION @ JAMB

DWG: 5

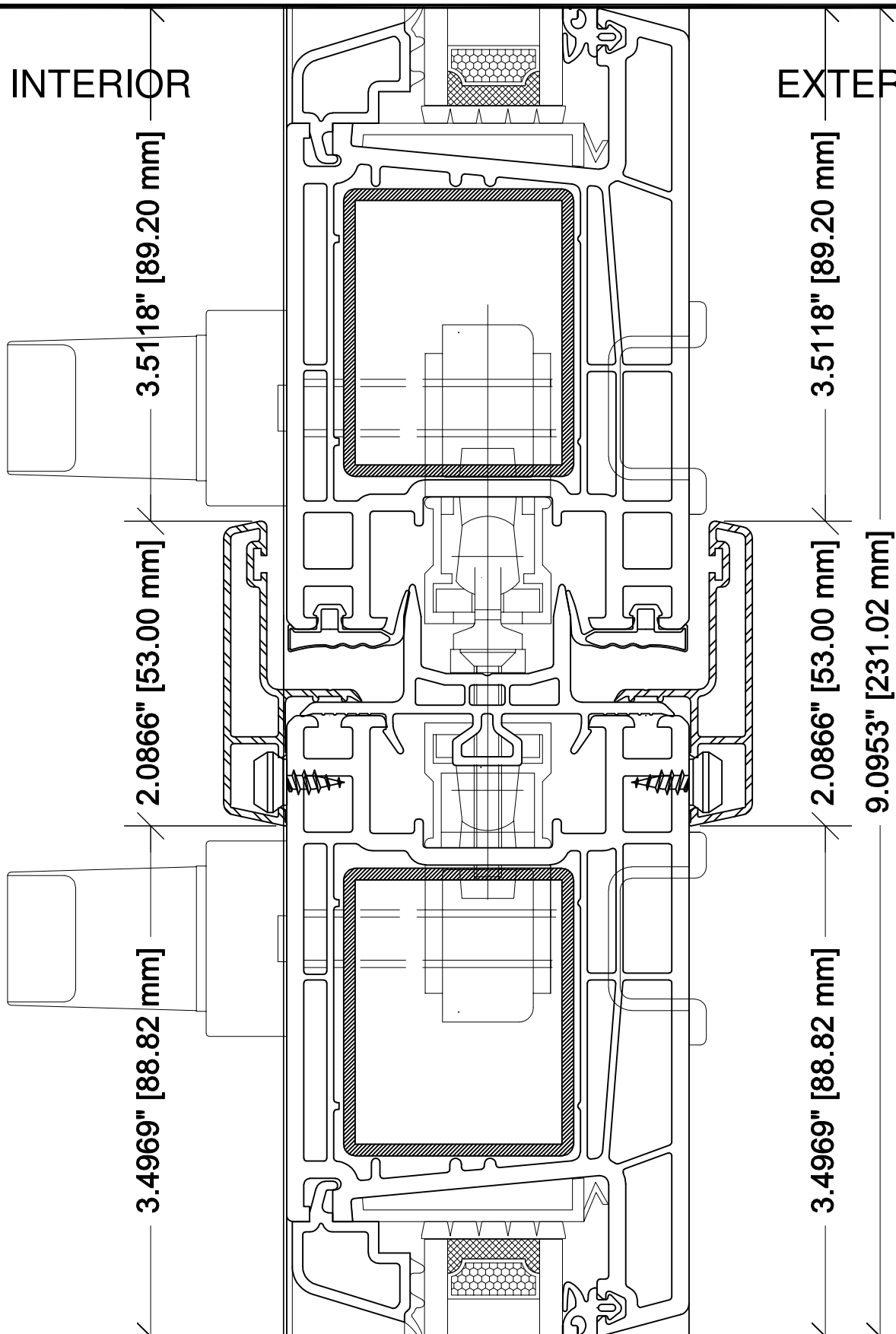
SCALE: FULL

DATE: 10/21/2010

DWG BY: PS

INTERIOR

EXTERIOR



TradeWind DISTRIBUTION



TW15-PVC WINDOWS AND DOORS
LIFT AND SLIDE DOORS

JOB: TW15

PLAN SECTION @ MEETING STILES

DWG: 6

SCALE: FULL

DATE: 10/21/2010

DWG BY: PS